

## Zone Talent-Development Programme (ZTDP)

Item	Details	
Abbreviations used	DSCC	District Standing Committees for Coaching
	EZ-Squad	Emerging players who maintain required assessment average
	LTPD	Long term player development programme
	NA	National Academy
	NSCC	National Standing Committee for Coaching
	TIs	Talent Identifiers within each district, appointed by NA
	Z-Squad	Top 12 men and 12 ladies who maintain required assessment average
	ZCs	Zone Co-ordinators for each of the 6 zones, appointed by NA
	ZTDP	Zone Talent Development Programme
1.	Goals	<ul style="list-style-type: none"> <li>To develop voluntary &amp; identified players with potential, who show commitment through regular fulfilment of requirements of a coherent National programme as a feeder for National Squads</li> <li>Provide an accessible long term player development programme (LTPD) for talented, committed players – a pathway to reach their potential</li> </ul>
2.	Preamble	<p>This programme replaces the annual series of assessment ‘camps’ run by the National Standing Committee for Coaching (NSCC) for the National Academy (NA). For any queries, please contact one of the following:</p> <p>Theuns Fraser (NA)      083 454 9990      <a href="mailto:tfservices@mtnloaded.co.za">tfservices@mtnloaded.co.za</a>  Trevor Davis (Exec)      071 877 3328      <a href="mailto:tpdavis@mweb.co.za">tpdavis@mweb.co.za</a>  Dix (NSCC)                  082 220 3707      <a href="mailto:dixie@nmmu.ac.za">dixie@nmmu.ac.za</a></p>
3.	Structure	<p><i>Phase 1 Feb 2017: <b>Z-Squad:</b> Identified players who are committed and meet minimum assessment standards</i></p> <p><i>Phase 2 Feb 2018: <b>EZ-Squad:</b> Emerging players who are committed and meet lower minimum talent-identification assessment requirements, but who have a desire to develop their current talents in order to contest for a spot in the Z-Squad at a future date.</i></p> <p><b>Personnel:</b> NA has appointed the following types of voluntary personnel for this project (see Appendix A):</p> <ul style="list-style-type: none"> <li>ZCs – 6 Zone-Co-ordinators (<i>NSCC members</i>) who will manage the implementation of ZTDP requirements.</li> <li>TIs – 40 Talent-Identifiers (<i>top-level players within each district</i>) who will assist the ZTDP-Team in identifying potential talented &amp; committed players and who will be assisting at ZTDP events.</li> <li>6 National Selectors &amp; National Squad Coaches (<i>NA members</i>) who will liaise with ZCs and process the reports submitted to NA to develop and maintain a national record of these players, together with players’ record information.</li> <li><i>Local teams of Coaches appointed by ZCs, through DSCCs, to assist in managing local ZTDP events and TIs collate &amp; submit data to ZCs.</i></li> </ul> <p><b>Players:</b> A maximum of 12 male and 12 female players <u>per District</u> to be known as Z-Squads, with all costs to be carried by the players / districts as investments in their own careers.</p>
4.	Requirements	<p><b>Z Squad (Phase 1):</b></p> <p><i>For initial entry, any current Inter-district player and/or players who participated in the 2016 Zone Camp series will be invited to commit to the Z-Squad.</i></p> <ul style="list-style-type: none"> <li>Maintain a minimum average of 50% (men) or 45% (ladies) for all <u>ZTDP-team supervised</u> assessments – maximum 12 ladies &amp; 12 men</li> <li>Show proof of <u>commitment</u> via participation in squad and individual training requirements which are recorded by ZTDP team-member.</li> <li>Movement to EZ-Squad will be determined on an annual basis <i>at 1 April</i></li> </ul>
		<p><b>EZ Squad (Phase 2):</b></p> <ul style="list-style-type: none"> <li>Maintain a minimum average of 40% (men) or 35% (ladies) for all controlled assessments</li> <li>Show proof of <u>commitment</u> via participation in squad and individual training requirements which are recorded by ZTDP team-member.</li> <li>Movement to Z-Squad would necessitate meeting the minimum requirements of Z-Squad, with decisions made on an annual basis <i>at 1 April</i>.</li> </ul>
5.	Reporting Needs	<p><b>Z Squad only:</b></p> <ul style="list-style-type: none"> <li>Assessments: Collated zone results (ZCs) from participating districts (TIs) every 2 months, submitted in a standard format – <i>to be distributed directly to TIs.</i></li> <li>Playing Record: Draws and results from 1<sup>st</sup> knock-out round of District competitions; All Cape, All Natal &amp; Gauteng Open or equivalent; Inter-Districts &amp; Nationals; submitted to and co-ordinated by NA Selectors arranged by each District’s TIs – <i>to allocate points per player: win-lose, final end spot from 1<sup>st</sup> round to final. Information set required to be distributed to all stakeholders by NA.</i></li> </ul>

## Zone Talent-Development Programme (ZTDP)

	Item	Details
6.	Zone Co-ordinator Teams	<ul style="list-style-type: none"> <li>• Zone Co-ordinator (ZC) is appointed by NA – <i>mainly NSCC members, to provide overall management ensuring each province operates in a manner consistent with all other provinces</i></li> <li>• District Talent Identifiers (TIs) appointed by NA – <i>identify committed players with potential and assist the local coaching team at District-level ZTDP events</i></li> <li>• Zone Co-ordinators appoint local team of coaching assistants through DSCC – <i>to manage local ZTDP events and collation of information per player for submission to Zone Co-ordinator every 2 months</i></li> </ul>
7.	2-Month Assessment Cycle	<p>Assessments (<i>based on National Camp Protocol</i>) – mini-zone camp run once every 2 months in each district, with scorers (local coach development opportunity).</p> <ul style="list-style-type: none"> <li>• <b>Protocol:</b> <ul style="list-style-type: none"> <li>✓ Bowls will be scored as they come to rest, but not removed.</li> <li>✓ All activities set up as 2-rink mini-circuits with each circuit played 6 times – once for trial (2 ends) and 5 times for scoring (10 ends) – except for the Drive, which is played twice for scoring (4 ends) after the 2 trial ends.</li> <li>✓ <i>Note that mat-lines are changed within and across the protocols to both provide different playing lengths and protect the green, should all three protocols be played on the same day.</i></li> </ul> </li> <li>• <b>Activities:</b> <ul style="list-style-type: none"> <li>✓ All 3 activities can be completed at one event or divided into 3 shorter events.</li> <li>✓ All 3 activities can be repeated on multiple occasions during each 2-month cycle, with the proviso that ALL results are submitted to ZCs.</li> <li>✓ One or more activities may be repeated at the same event, provided the opposite side of each rink is used.</li> <li>✓ Minimum 3 x 20-20 – set up as indicated in 8.</li> <li>✓ Minimum 3 x Targets – set up as indicated in 9.</li> <li>✓ Minimum 3 x Attacking - Trail / Drive / Control, set up as indicated in 10, 11 &amp; 12.</li> <li>✓ One Trial end of 4 bowls may be played on both rinks at the start of each exercise, with the Scorer providing distance information and removing the bowl from the head.</li> <li>✓ In their pairs, one pair starts on the odd rinks and the other pair starts on the even rink, with each player playing one bowl alternatively.</li> <li>✓ Scorer records the score for each bowl delivered, as it comes to rest.</li> </ul> </li> </ul>
8.	20-20 Protocol	<p>See <i>Appendix E for rink markings &amp; Appendix B for 20-20 activity's green diagram.</i></p> <ul style="list-style-type: none"> <li>• <b>Circles:</b> <ul style="list-style-type: none"> <li>✓ Centre 33m from rear ditch</li> <li>✓ Inner circle radius 0.5m, outer circle radius 1m</li> </ul> </li> <li>• <b>Mat-Lines:</b> <ul style="list-style-type: none"> <li>✓ Rinks 1 &amp; 2 – 5m from rear ditch (playing length 28m)</li> <li>✓ Rinks 3 &amp; 4 – 6m from rear ditch (playing length 27m)</li> <li>✓ Rinks 5 &amp; 6 – 7m from rear ditch (playing length 26m)</li> </ul> </li> <li>• <b>Scoring:</b> <ul style="list-style-type: none"> <li>✓ Touching the line of or within the 0.5m circle = 2</li> <li>✓ Touching the line of or within the 1m circle = 1</li> <li>✓ Anywhere else = 0</li> </ul> </li> <li>• Odd rinks will play to the right and even rinks to the left.</li> <li>• Players complete all 3 mini-circuits at one event.</li> </ul>
9.	Target Protocol	<p>See <i>Appendix E for rink markings &amp; Appendix C for Target activity's green diagram.</i></p> <ul style="list-style-type: none"> <li>• <b>Circles:</b> <ul style="list-style-type: none"> <li>✓ Centre 33m &amp; 29m from rear ditch</li> <li>✓ Inner circle radius 0.5m, outer circle radius 1m</li> </ul> </li> <li>• <b>Mat-Lines:</b> <ul style="list-style-type: none"> <li>✓ Rinks 1 &amp; 2 – 4m from rear ditch (playing length 29m &amp; 25m)</li> <li>✓ Rinks 3 &amp; 4 – 3m from rear ditch (playing length 30m &amp; 26m)</li> <li>✓ Rinks 5 &amp; 6 – 5m from rear ditch (playing length 28m &amp; 24m)</li> </ul> </li> <li>• <b>Scoring:</b> <ul style="list-style-type: none"> <li>✓ Touching the line of or within the 0.5m circle = 2</li> <li>✓ Touching the line of or within the 1m circle = 1</li> <li>✓ Anywhere else = 0</li> </ul> </li> <li>• Players play 2 bowls to the long jack &amp; then 2 bowls to the short-jack, with this being the only exercise where players can choose which side to play.</li> <li>• Players complete all 3 mini-circuits at one event.</li> </ul>

## Zone Talent-Development Programme (ZTDP)

	Item	Details
10.	Trail Protocol	<p>See <i>Appendix E for rink markings &amp; Appendix D for Attack activity's green diagram.</i></p> <ul style="list-style-type: none"> <li>• <b>Target:</b> <ul style="list-style-type: none"> <li>✓ Flat mat with chalk circle (cone size) drawn in centre and jack placed in centre, with the edge closest to delivery mat at 28m from the delivery mat-line, placed landscape (length across the centre-line)</li> <li>✓ Line drawn 1.5m behind the front-edge of the target-mat (i.e edge closest to the player)</li> </ul> </li> <li>• <b>Mat-Lines:</b> <ul style="list-style-type: none"> <li>✓ Rinks 1 &amp; 2 – 3m from rear ditch</li> </ul> </li> <li>• <b>Scoring:</b> <ul style="list-style-type: none"> <li>✓ Through any part of the circle on the target-mat (line inclusive), resting between the target-mat and the 1.5m line (line inclusive) = 2</li> <li>✓ Over any other part of the target-mat (edge inclusive), resting between the target-mat (must be behind the target-mat) and the 1.5m line (line inclusive) = 1</li> <li>✓ Anywhere else = 0</li> </ul> </li> <li>• Odd rinks will play to the left and even rinks to the right.</li> <li>• Players complete all 3 Attack activity's mini-circuits at one event.</li> </ul>
11.	Drive Protocol	<p>See <i>Appendix E for rink markings &amp; Appendix D for Attack activity's green diagram.</i></p> <ul style="list-style-type: none"> <li>• <b>Mat-Lines:</b> <ul style="list-style-type: none"> <li>✓ Rinks 3 &amp; 4 – 5m from rear ditch</li> </ul> </li> <li>• <b>Target:</b> <ul style="list-style-type: none"> <li>✓ Flat mat with jack placed in centre, with the edge closest to delivery mat at 28m from the delivery mat-line, placed portrait (length down the centre-line)</li> </ul> </li> <li>• <b>Scoring:</b> <ul style="list-style-type: none"> <li>✓ Over any part of the target-mat (edge inclusive), with enough weight to hit the ditch (not dribble in) = 1</li> <li>✓ Anywhere else = 0</li> </ul> </li> <li>• Odd rinks will play to the left and even rinks to the right – total of 16 scoring bowls only.</li> <li>• Players complete all 3 Attack activity's mini-circuits at one event.</li> </ul>
12.	Control Protocol	<p>See <i>Appendix E for rink markings &amp; Appendix D for Attack activity's green diagram.</i></p> <ul style="list-style-type: none"> <li>• <b>Mat-Lines:</b> <ul style="list-style-type: none"> <li>✓ Rinks 5 &amp; 6 – 4m from rear ditch</li> </ul> </li> <li>• <b>Target:</b> <ul style="list-style-type: none"> <li>✓ Flat mat with jack placed in centre, with the edge closest to delivery mat at 28m from the delivery mat-line, placed portrait (length down the centre-line)</li> <li>✓ Line drawn 2m behind the front edge of the target-mat (i.e edge closest to the player)</li> </ul> </li> <li>• <b>Scoring:</b> <ul style="list-style-type: none"> <li>✓ Over any part of the target-mat (edge inclusive), resting on the green beyond the 2m line (line inclusive) = 1</li> <li>✓ Anywhere else = 0</li> </ul> </li> <li>• Odd rinks will play to the left and even rinks to the right.</li> <li>• Players complete all 3 Attack activity's mini-circuits at one event.</li> </ul>
13.	2-Month Development Cycle (District-based)	<p><i>Note: The application of this aspect of ZTDP will depend on each District's current coaching capacity and structures. If capacity exists, it can be started after the first or second assessment-cycle in 2017. If not, structures should be put in place during 2017 to make this application possible in 2018.</i></p> <ul style="list-style-type: none"> <li>• District-based coaches should build in individual training programmes for Z-Squad members to provide for the periodised, 2-monthly cycle-based <b>development</b> of the players, based on their individual needs and developmental status. <i>Note: This can only be done locally within the districts, where the coaches develop a more detailed knowledge of the players, building a trust relationship over time. ZCs should be consulted and kept in the loop regarding these developmental programmes.</i></li> <li>• Skills developed should cover all 5 areas in an holistic annual programme: <ul style="list-style-type: none"> <li>✓ Technical skills: a selected variety of skills worked on each cycle</li> <li>✓ Physical fitness: e.g. walking, gym, stamina-building</li> <li>✓ Psychological skills: individual, team, positional etc. (with Talent Identifiers)</li> <li>✓ Tactical skills: understanding of different game / level pressures and strategies to make effective tactical decisions during play</li> <li>✓ Life skills: in collaboration with organisations like SAIDS &amp; Provincial Coaching Commissions, develop understanding of, e.g. anti-doping, nutrition, etc.</li> </ul> </li> </ul>

## Zone Talent-Development Programme (ZTDP)

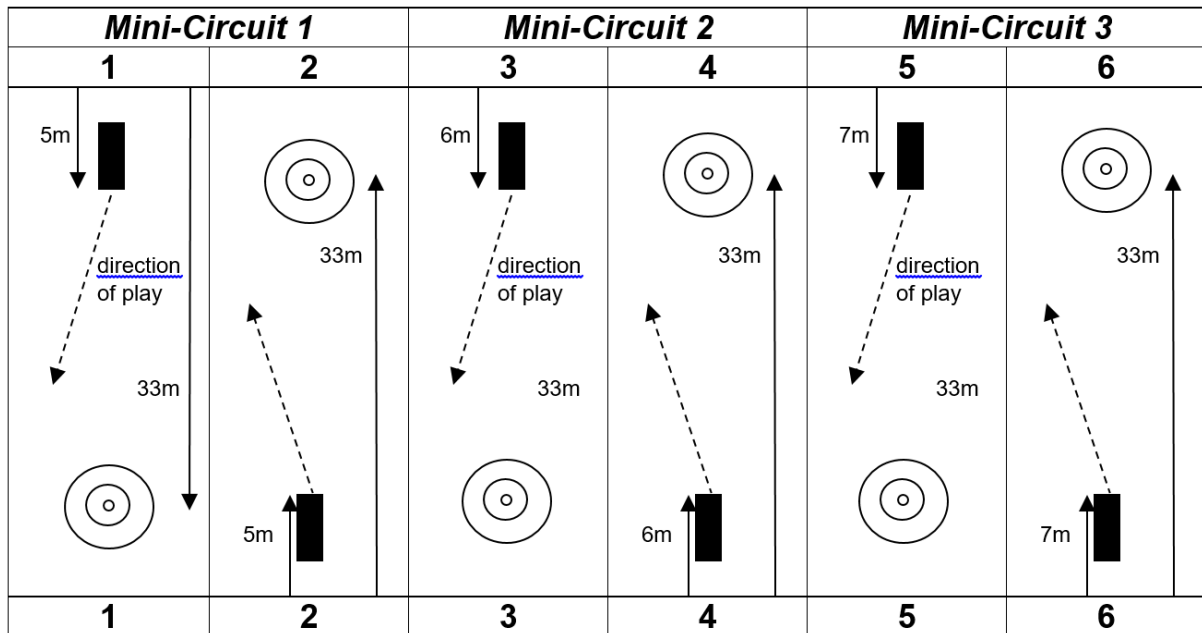
### Appendix A – Personnel Appointed by the National Academy

Zone	National Coaches	Selectors	Co-Ordinator	District	Talent Identifiers
1	Jessica Henderson	Theuns Fraser <sup>1</sup> Jessica Henderson	Jill Atkinson	PNB	Gippo Vermeulen Jill Hackland
				NIB	Bradley Robinson Elna Fraser
				KZN	Theuns Fraser (temp) Jill Atkinson (temp)
				KFB	Eddie Fann Ellen Cawker
2		Theuns Fraser Jessica Henderson	Heather Boucher	EPB	Geoff Gower Annette Herselman
				BOR	Conrad Potgieter Heather Boucher (temp)
3	Theuns Fraser	Bill Moseley Pam Landau	Brian Sayce	JBA	Vacant Esme Haley
				EKB	Thinus Oelofse Jenny Jones
				SAB	Mike Marnewick Susan Nel
				SED	George Lotter (both)
4		Bill Moseley Pam Landau	Jerry Gertzen	BGN	Bernardus van der Spuy Esme Kruger
				LIM	Christiaan van der Merwe (both)
				MPU	Shaun Janse van Vuuren Jeannette Richards
5	Theuns Fraser	Harry Meiring Maureen McLeod	CH Dixie (Dix)	WPB	Nic Rusling Cheryl Cox
				BOL	Stoffel Lampbrechts Anneke Snyman
				EDN	Piet Robbertse Elma Davis
6		Harry Meiring Maureen McLeod	Susanna van Niekerk	SFS	Roe Wiid (both)
				NFS	Faan Stofberg Riekie Broodryk
				NWB	Rudi Jacobs Corrie Breitenbach
				NCB	Jacques Swanepoel (both)

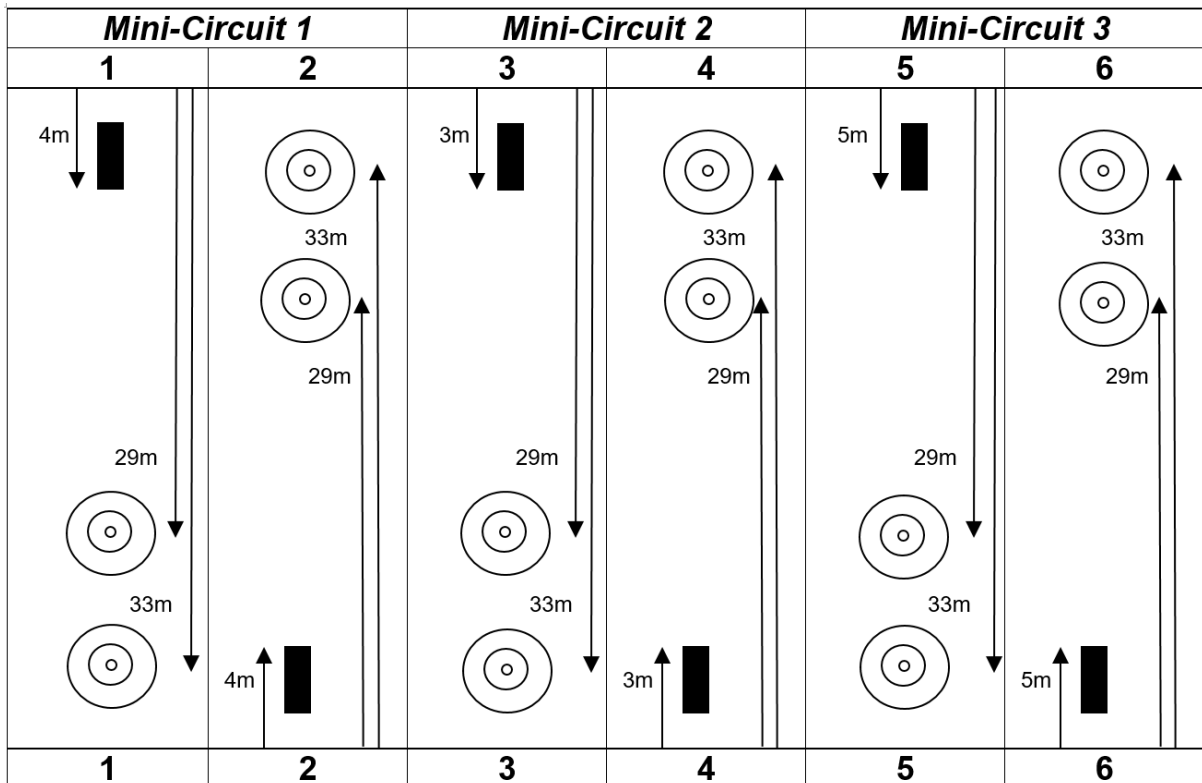
<sup>1</sup> Top name refers to personnel working with male players, with the name below working with female players – 'both' indicates TIs working with both male & female players.

# Zone Talent-Development Programme (ZTDP)

## Appendix B – Green Set-up for 20-20 Protocol<sup>2</sup>



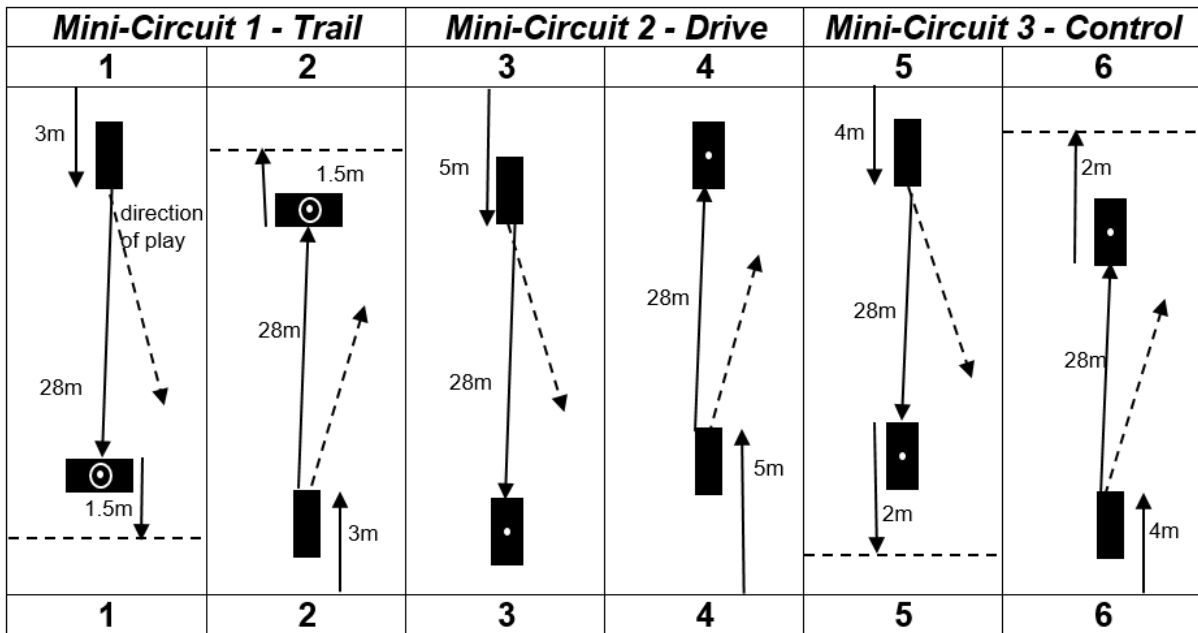
## Appendix C – Green Set-up for Target Protocol



<sup>2</sup> Inner circle radius = 0.5m; Outer circle radius = 1m for both drawing Activities

# Zone Talent-Development Programme (ZTDP)

## Appendix D – Green Set-up for Attack Protocol



## Appendix E – Measurements for Rinks for all 3 Activities

If rink measurements are marked with dots prior to the start of the day, delivery-mat movements and activity set-up can be accomplished quickly during the day.

20-20 & Target

Trail

Drive

Control

